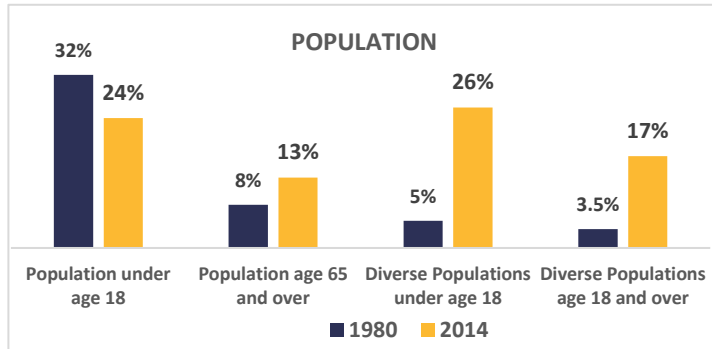


**JOHNSON COUNTY – THEN AND NOW
A Comparison of Key Trends in 1980 and 2014**

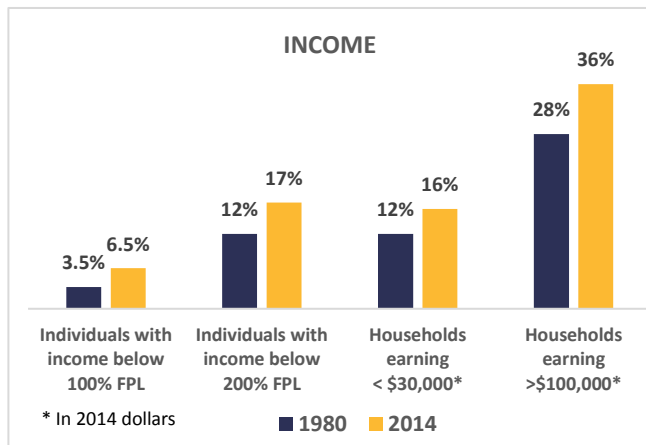
Johnson County is a very different place today than it was 30+ years ago. Changes in the make-up of the population, income, household composition and family life have implications for the demand for and delivery of human services today and in the future.



Population Trends: Between 1980 and 2014, the county’s population more than doubled, going from 270,270 to 574,780 people. The portion of the population that is under age 18 declined from one in three of the population in 1980 to one in four in 2014. At the same time, the population over age 65 increased population share from 8% to 13%.

The population has become more racially/ethnically diverse at all ages, but particularly for children and youth. For those under age 18, more than one in four is other than White, non-Hispanic. For those over age 18, about one in six is racially/ethnically diverse. In 1980, fewer than one in 20 county residents were diverse.

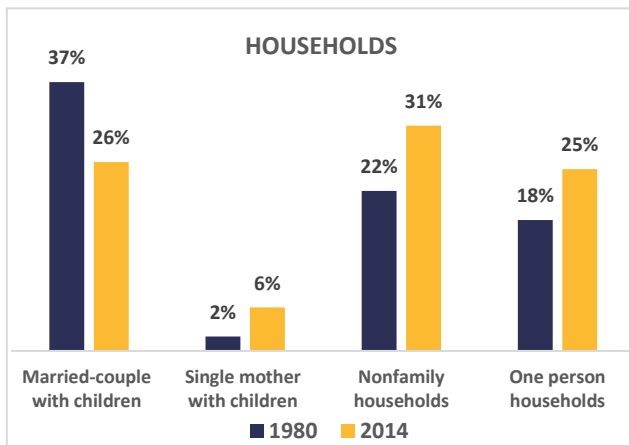
Implications for Human Services: Population growth means more demand for human services, by people of all ages. With a larger portion of the population over age 65, attention will be needed to meet the unique needs of older adults. Greater racial/ethnic diversity requires that all organizations deliver services in culturally competent ways. Diversity among organizational staff and decision-making bodies is essential to adequately meet the needs of the full population.



Income Trends: Today, the county’s poverty rate is nearly twice what it was in 1980. Now, 6.5% of the population lives with income less than 100% of the federal poverty level (currently \$20,160 for a family of three). At two times the poverty level, the 2014 ratio is one in six; up from one in eight in 1980.

Today, a slightly larger portion of households earn less than \$30,000, when compared to 1980 earnings when adjusted for inflation. The portion of households earning more than \$100,000 also grew between 1980 and 2014, to one in three in 2014. As a result, the proportion of households in the middle-income group has shrunk.

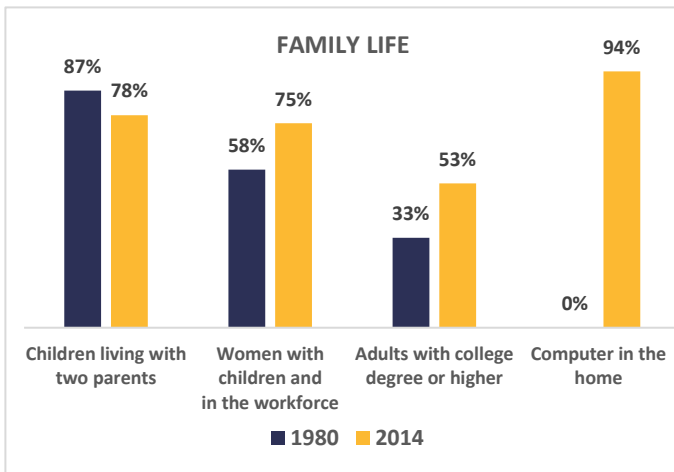
Implications for Human Services: More people with lower income present an array of challenges for the human service sector, from growing demand and more complex needs, to skilled human service sector workforce and greater competition for resources. The growing income divide suggests that those who are not directly touched by financial challenges may need help to understand the needs of those who are, and how ultimately growing income inequality impacts the quality of life for all residents.



Households Trends: The number of households in the county has grown from 97,000 in 1980 to 220,000 in 2014, nearly a 130% increase. Married couples with children under age 18 have declined as a percentage of households, dropping from 37% to 26% of all households. Households headed by a single mother with children under age 18 experienced an increase from 2% of all households in 1980, to 6% in 2014.

The growth in households has been primarily in households that are nonfamily (two or more people not related by birth, marriage or adoption) or one-person households. Together, these household types account for nearly six in 10 households; up from four in 10 in 1980.

Implications for Human Service: The growing number of households without children, and therefore a direct connection to the public school system, suggests the need to raise awareness of the vital role of public education. An increasing number of children are living with one parent, which can present financial challenges for homes with one wage earner. Adults without dependent children are a significant portion of our population, yet few safety net programs are available to them. Fewer people live in family households, suggesting that without family support networks more people will turn to the safety net when other options are not available.



Family Life Trends: The County is home to 144,000 children under the age of 18, up from 86,000 in 1980. While the vast majority live with two parents, the percentage has declined from 87% to 78%. More women with children work. Today, 75% of women with children are in the workforce, up from 58% in 1980. County residents are better educated. More than one-half of the county’s residents age 25 and older now have a college degree or higher, compared to one-third in 1980. Nearly every household in Johnson County had a computer in 2014.

Implications for Human Services: Growing up in Johnson County, most children will spend significant time with caretakers other than their parent or parents. With three in four women with children in the workforce, the availability of quality, affordable child care must keep pace with demand. Finding a “work-life balance” is essential for all workers, but especially working parents. While more adults are college educated, the growth in jobs will be primarily in lower wage industries. Matching employment needs and education is critical to ensure stable household-sustaining income. Computers are now found in almost every home and can be a tool for human service delivery.

Sources: U.S. Census Bureau, 1980 Census; 2014 1-year estimates, American Community Survey