



Homelessness in Johnson County

2022 PIT Snapshot

ON JANUARY 25TH

212

people in Johnson County were experiencing homelessness

TRANSITIONAL



24%

UNSHELTERED



21%

SHELTER



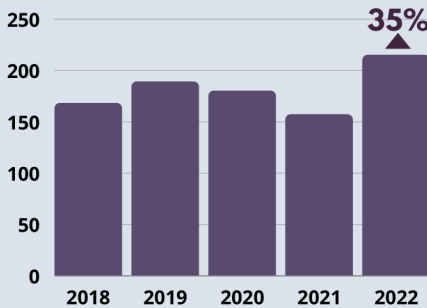
55%

**percent of those counted on January 25th

WHAT IS PIT?

Point in Time (PIT) count is a snapshot on a **single night** in the last ten days of January of everyone in the county who is experiencing homelessness.

In Johnson County, the PIT count for 2022 indicates an increase in homelessness.



EMPLOYMENT



52%

OF ADULTS COUNTED WERE CURRENTLY EMPLOYED

INCOME



63%

OF ADULTS COUNTED HAD INCOME (I.E. EMPLOYMENT AND/OR DISABILITY BENEFITS)

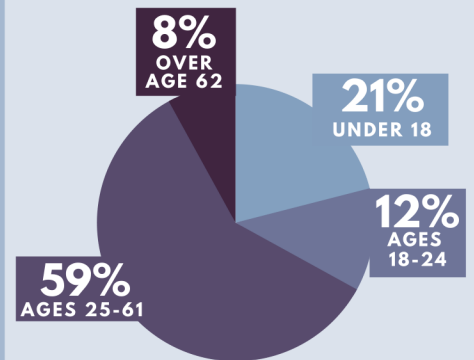
FIRST-TIME



44%

OF HOUSEHOLDS WERE EXPERIENCING THEIR FIRST INCIDENT OF HOMELESSNESS

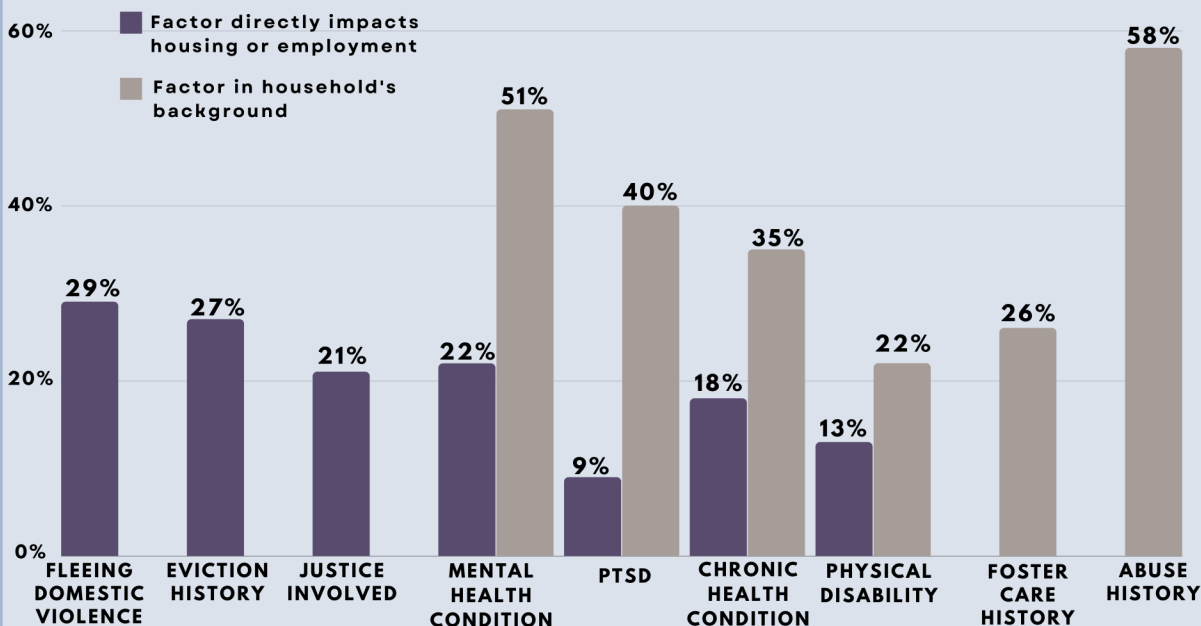
PIT COUNT BY AGE



80%

OF HOUSEHOLDS COUNTED WERE ADULTS-ONLY

HOUSEHOLDS FACE MANY CHALLENGES



The pandemic has had long-lasting negative effects on housing and employment.



34%

OF HOUSEHOLDS SAID THE PANDEMIC IMPACTED THEIR HOUSING



44%

OF HOUSEHOLDS SAID THE PANDEMIC IMPACTED THEIR INCOME



Homelessness in Johnson County

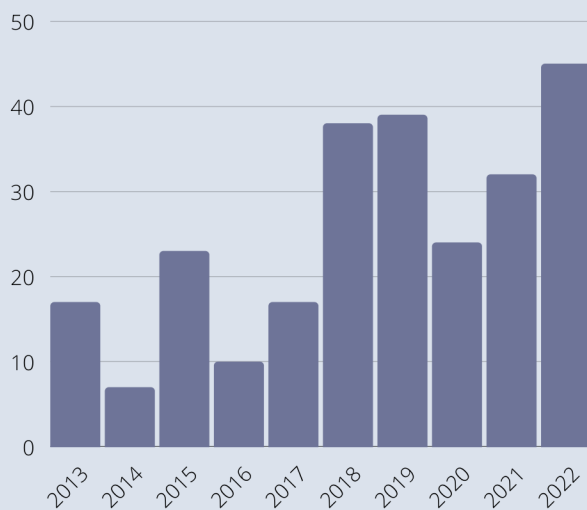
Understanding the Data

CONTINUUM OF CARE & THE PIT COUNT

Johnson County's Continuum of Care on Homelessness is a collaboration of public and private service providers committed to quickly and effectively responding to housing crises to either prevent or end homelessness among Johnson County residents. The U.S. Department of Housing and Urban Development (HUD) requires that Continuums of Care conduct an annual Point in Time (PIT) count of households within their geographic region experiencing homelessness on one night in the last ten days of January. The count is a snapshot on a single night that is used to monitor trends year to year and identify unmet needs among residents experiencing homelessness.

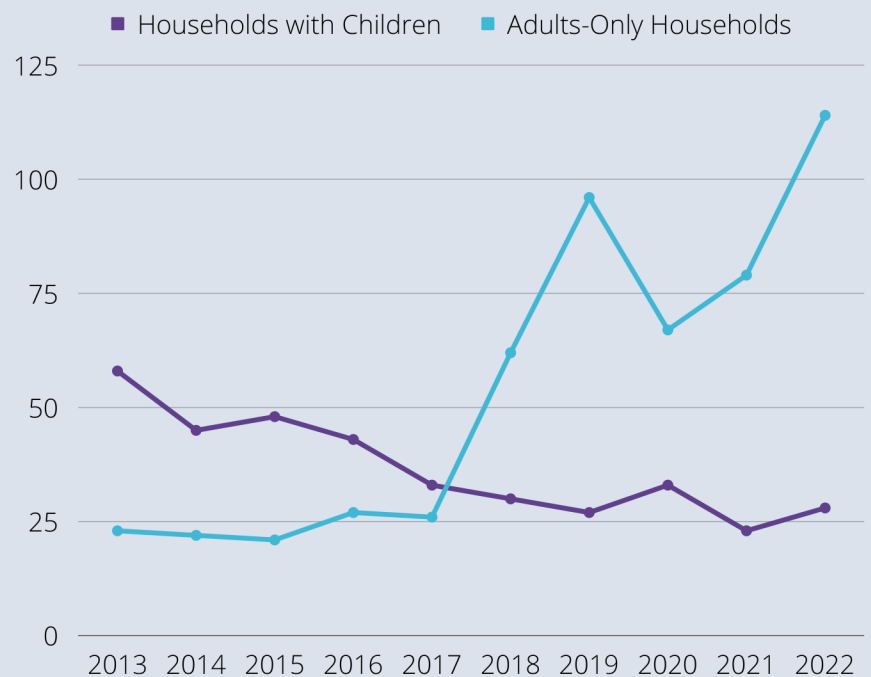
Who is counted: people staying in shelters, transitional housing programs (dedicated to homeless households, up to 24 months), or in unsheltered locations such as tents, vehicles, or other places not meant for habitation. HUD does not count households who are temporarily doubled up with friends or family.

UNSHELTERED PERSONS



Number of people counted who were staying outdoors, in a vehicle, or other places not meant for habitation on the night of the PIT Count

HOUSEHOLDS BY TYPE



TRENDS IN PIT DATA

The number of people counted during the 2022 PIT count was 212, a 35% increase over 2021. The PIT count in 2021 was likely lower due to health and safety protocols intended to reduce the spread of the COVID-19 virus including:

- some shelters had to decrease the number of beds available or stagger entry into shelter
- the eviction moratorium likely prevented some households from becoming homeless
- some individuals experiencing homelessness declined to participate in the 2021 PIT count survey due to safety concerns related to the pandemic

Over the last 10 years, the number of households with children has decreased in the county and the number of adults only households has increased dramatically. The number of people who were unsheltered on the night of the count has also increased over the last 10 years. **These trends indicate the need for a shelter for adults experiencing homelessness in Johnson County.**