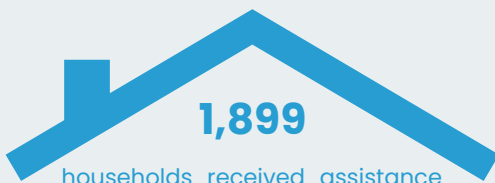


# Johnson County Human Service Safety Net

The Human Service Safety Net benefits everyone and is an important part of a healthy, thriving community. It helps ensure that individuals and families in Johnson County can contribute to society, regardless of their challenges or circumstances. These programs and services provide a pathway out of poverty and create opportunity for our community's most vulnerable residents.

## BASIC NEEDS



households received assistance through Johnson County Housing Services and the Olathe Housing Authority, with an average of

**\$1,278,555**

paid each month to Johnson County landlords in 2022.



**25%**

of Johnson County Students Were Eligible for **Free and Reduced Lunch** for the 2022/2023 School Year.



**12,236**

residents on average each month received Supplemental Nutritional Assistance Program (**SNAP**) benefits in 2022.



**7,794**

women, infants and children received food, nutrition education and health screenings through the **WIC Supplemental Food Program** in 2022.



**3,825**

people in Johnson County were provided assistance through **LIEAP** (Low Income Energy Assistance Program)

Sources: Johnson County Housing Services and Olathe Housing Authority; KS Dept. for Children and Families; KS Dept. of Education; JoCo Dept. of Health and Environment

## JOHNSON COUNTY CHILDREN

**161**

Early Head Start slots

**288**

Head Start slots

in Johnson County in 2021



**2,610**

Johnson County Children Under 6 Live Below the Federal **Poverty Level**

**483**


children, on average each month, were in foster care or some other out-of-home placement in 2022.



The parents of **1,420**

Johnson County children received support through the **Child Care Subsidy Program**, in 2022, making it possible for them to work or continue their education.

**1 in 16** Johnson County Children Lived Below the Federal **Poverty Level** in 2021



Sources: Kansas Action for Children; KS Dept. for Children and Families; U.S. Census American Community Survey 2021 1-yr estimates

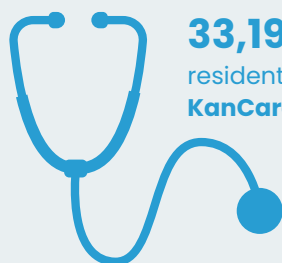
## JOHNSON COUNTY INSURED

**6,106**

children were enrolled in the Children's Healthcare Insurance Program (**CHIP**).

**33,193**

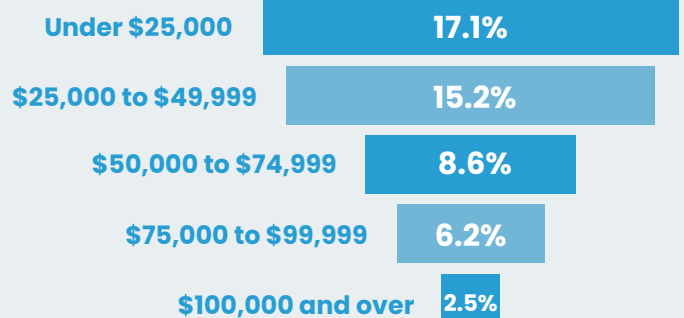
residents were enrolled in **KanCare (Medicaid)**.



**88,483**

adults 65 years or older were enrolled in **Medicare** coverage.

### UNINSURED RATE BY HOUSEHOLD INCOME IN 2021



Sources: Kansas Action for Children; U.S. Census American Community Survey 2021 1-yr estimates

## WORK AND INCOME



**444** individuals on average received Temporary Assistance for Needy Families (**TANF**) each month in 2022

**\$429** is the maximum amount a **family of three** can receive per month in **TANF** assistance in Johnson County

**2.7%**  
2022 Unemployment Rate



**588** Johnson County Workers Received Unemployment Benefits in the Last Week of **December 2022**

**24,090** low to moderate income tax filers, nearly **8%** of all tax filers in Johnson County, benefit from the **Earned Income Tax Credit (EITC)** in 2020.



Sources: U.S. Census American Community Survey, 2021 1-year estimates; KS Dept. for Children and Families; KS Dept of Labor

## 2022 JOHNSON COUNTY SERVICES

**1,488** adults  
**162** children with developmental disabilities were served by providers within the Community Developmental Disability Organization (**CDDO**)

**8,719** households received services and supports from the **Area Agency on Aging**, including:

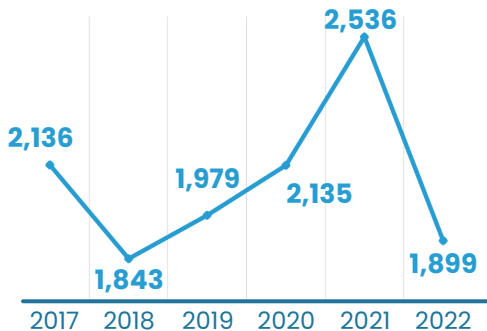
**213,827** Home Delivered Meals  
**27,172** Grab and Go Meals  
**32,479** meals through CHAMPSS  
**1,820** Food Pantry Visits  
**\$606,259** in Utility Assistance  
**\$190,687** in Rental Assistance

**8,399** individuals received behavioral health services at Johnson County Mental Health Center.

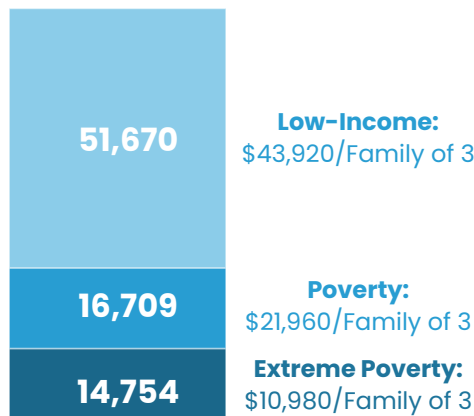
Sources: Johnson County Developmental Supports, 2022; Johnson County Mental Health Center, 2022; Johnson County Area Agency on Aging, 2022

## 2022 JOHNSON COUNTY INSIGHTS

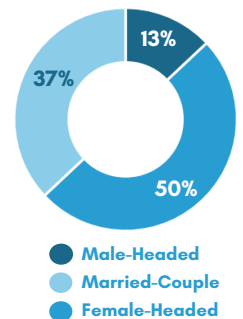
### Johnson County Households Receiving Housing Assistance 2017-2022



### Johnson County Residents Experiencing Poverty 2021



### Johnson County SNAP Recipients by Family Type in 2021



Sources: Johnson County Housing Services and Olathe Housing Authority; U.S. Census American Community Survey, 2021 1-year estimates;