



# Homelessness in Johnson County

## 2024 PIT Snapshot

ON JANUARY 24TH

# 250

people in Johnson County were experiencing homelessness

TRANSITIONAL



10.5%

UNSHELTERED



23%

SHELTER



66.5%

\*\*percent of those counted on January 24th

### WHAT IS PIT?

Point in Time (PIT) count is a snapshot on a **single night** in the last ten days of January of everyone in the county who is experiencing homelessness.

### EMPLOYMENT



42%

OF ADULTS WERE CURRENTLY EMPLOYED

### INCOME



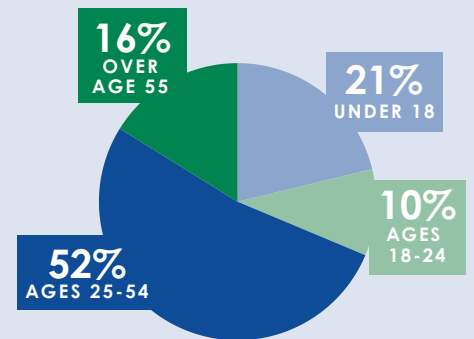
51%

OF ADULTS HAD INCOME (I.E. EMPLOYMENT AND/OR DISABILITY BENEFITS)

### AVERAGE MONTHLY HOUSEHOLD INCOME

\$1,830

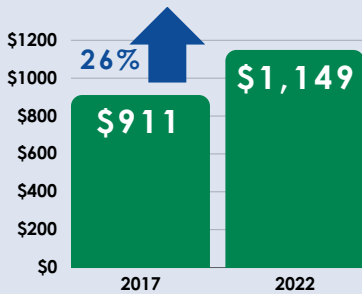
### PIT COUNT BY AGE



85%

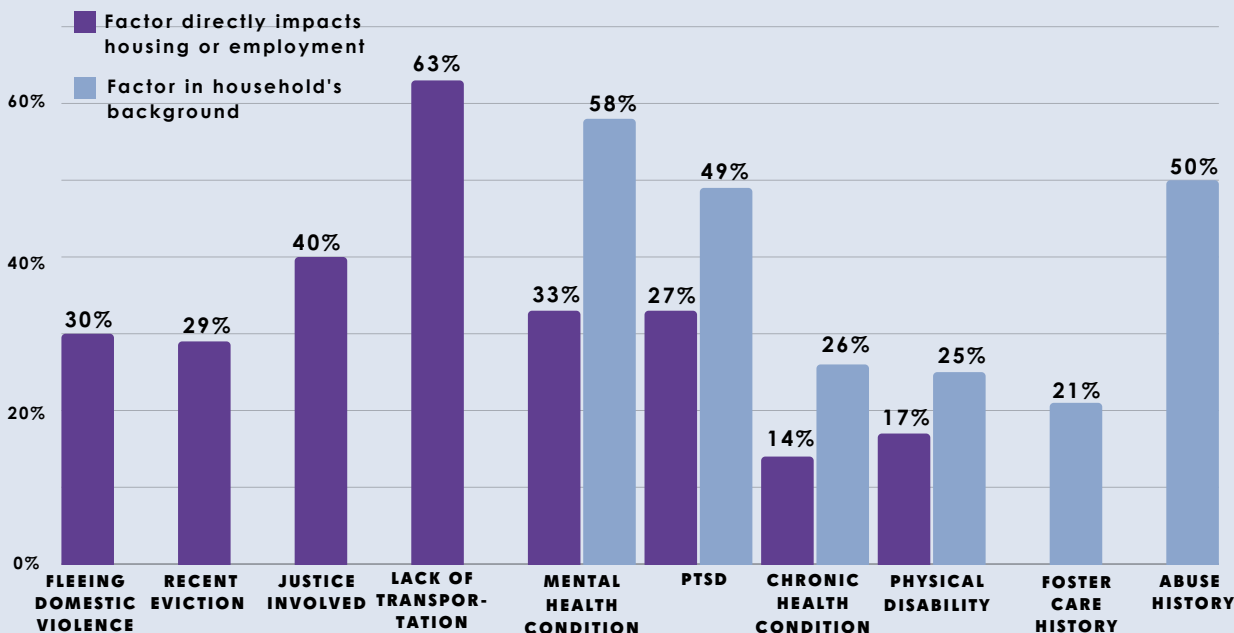
OF HOUSEHOLDS COUNTED WERE ADULTS-ONLY

### INCREASE IN MEDIAN RENT FOR A 1-BEDROOM IN JOHNSON COUNTY



Source: US Census, ACS 1-Year Estimates

### HOUSEHOLDS FACE MANY CHALLENGES



47%

OF HOUSEHOLDS WERE EXPERIENCING THEIR FIRST INCIDENT OF HOMELESSNESS

9

VETERANS

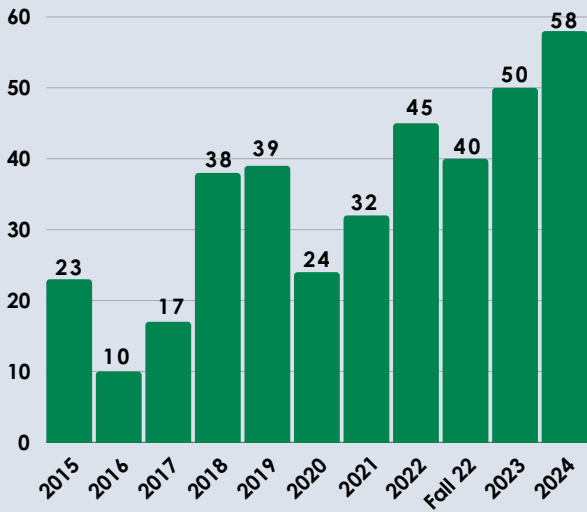
18

UNACCOMPANIED YOUTH AGES 16-24

6

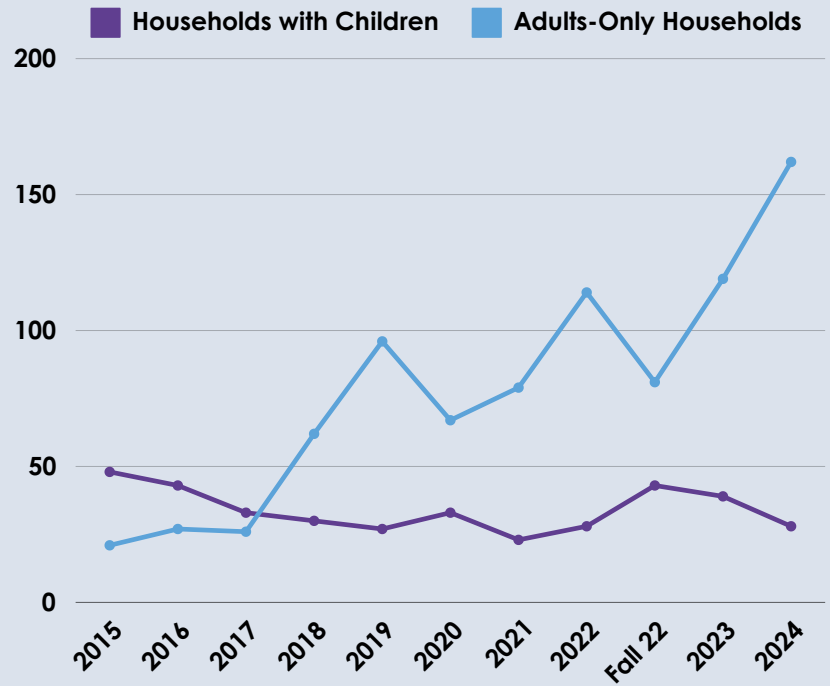
UNACCOMPANIED PARENTING YOUTH AGES 16-24

### UNSHELTERED PERSONS



Number of people counted who were staying outdoors, in a vehicle, or other places not meant for habitation on the night of the PIT Count

### HOUSEHOLDS BY TYPE



### ADDITIONAL LONG-TERM DATA

Have you ever lived in a vehicle in Johnson County?

**43%**



of households said yes

Have you ever lived outside in Johnson County?

**49%**



of households said yes

Have you ever been forced to relocate from an outdoor sleeping location in Johnson County?

**24%**



of households said yes

Have you ever experienced violence while you were unhoused?

**33%**



of adults said yes



# Homelessness in Johnson County

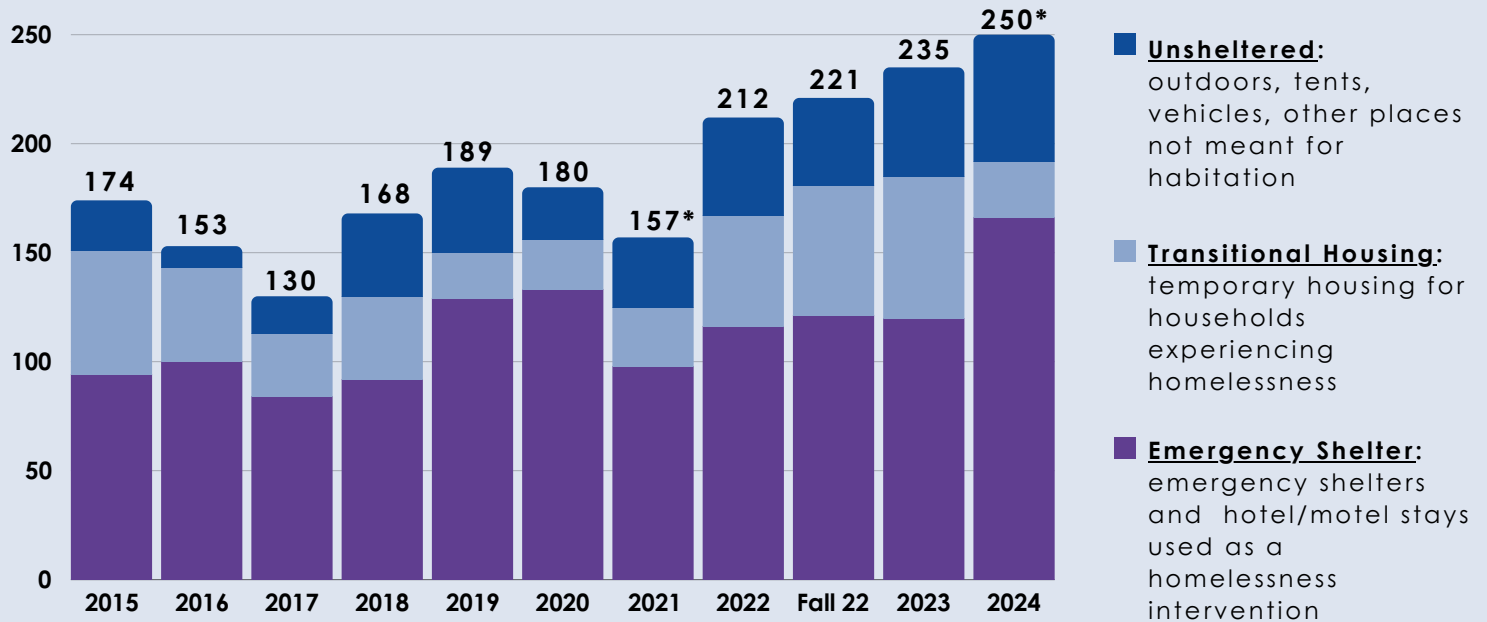
## Understanding the Data

### CONTINUUM OF CARE & THE PIT COUNT

Johnson County's Continuum of Care on Homelessness is a collaboration of public and private service providers committed to quickly and effectively responding to housing crises to either prevent or end homelessness among Johnson County residents. The U.S. Department of Housing and Urban Development (HUD) requires that Continuums of Care conduct an annual Point in Time (PIT) count of households within their geographic region experiencing homelessness on one night in the last 10 days of January. The count is a snapshot on a single night that is used to monitor trends year to year and identify unmet needs among residents experiencing homelessness. In Fall 2022, Johnson County's Continuum of Care conducted a count for local data analysis.

**Who is counted:** people staying in shelters, transitional housing programs (dedicated to homeless households, up to 24 months), or in unsheltered locations such as tents, vehicles, or other places not meant for habitation. HUD does not count households who are temporarily doubled up with friends or family.

### PIT COUNTS BY LOCATION



\*Notes: The 2021 PIT count was likely lower due to safety protocols implemented during the COVID-19 pandemic. In 2024, the CoC HMIS Committee recategorized one project from transitional housing to emergency shelter.

### TRENDS IN PIT DATA

The number of people counted during the 2024 PIT count was 250, a 6% increase from January 2023 and a 44% increase from January 2015. Other notable trends over the last 10 years include:

- The number of households with children has remained relatively flat in the county and the number of adults-only households has increased significantly. From 2015 to 2024, the number of adults-only households rose from 21 to 162, a 671% increase.
- The number of people who were unsheltered on the night of the count rose significantly over time, from 23 people in the 2015 count to 58 people in the 2024 count, a 152% increase.

**These trends indicate the need for a shelter for adults experiencing homelessness in Johnson County.**