



# Homelessness in Johnson County

## Fall 2024 PIT Snapshot

ON OCTOBER 2ND

# 244

people in Johnson County were experiencing homelessness

TRANSITIONAL



11%

UNSHELTERED



43%

SHELTER



46%

\*\*percent of those counted on October 2nd

### WHY DO A FALL PIT COUNT?

The HUD Point in Time (PIT) count takes place in the last 10 days of January - a snapshot on a **single night** of everyone in the country who is experiencing homelessness. The Johnson County Continuum of Care conducted a second PIT count in October to measure:

- How many people are sheltered and unsheltered during mild weather times of year
- How many people are sheltered and unsheltered when cold weather shelters are unavailable

### EMPLOYMENT



41%

OF ADULTS WERE CURRENTLY EMPLOYED

### INCOME



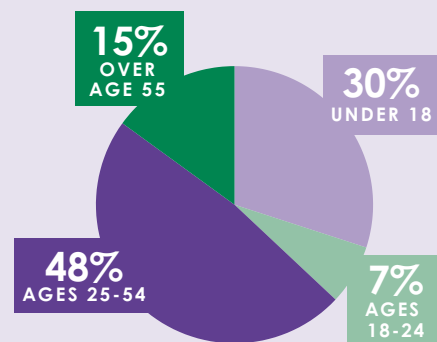
54%

OF ADULTS HAD INCOME (I.E. EMPLOYMENT AND/OR DISABILITY BENEFITS)

### AVERAGE MONTHLY HOUSEHOLD INCOME

\$1,706

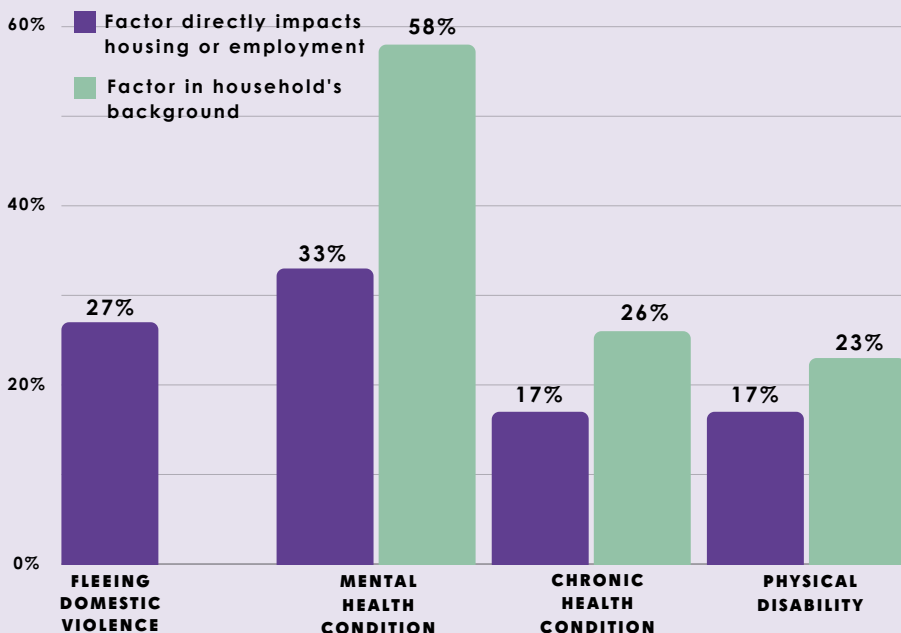
### PIT COUNT BY AGE



76%

OF HOUSEHOLDS COUNTED WERE ADULTS-ONLY

### HOUSEHOLDS FACE MANY CHALLENGES



**Note:** for the fall count, in an effort to shorten the survey, only the standard risk factor questions were used. For a more complete picture of challenges households face while experiencing homelessness, see the January 2024 PIT Fact Sheet.

49%

OF HOUSEHOLDS WERE EXPERIENCING THEIR FIRST INCIDENT OF HOMELESSNESS

5

VETERANS

9

UNACCOMPANIED YOUTH AGES 16-24

6

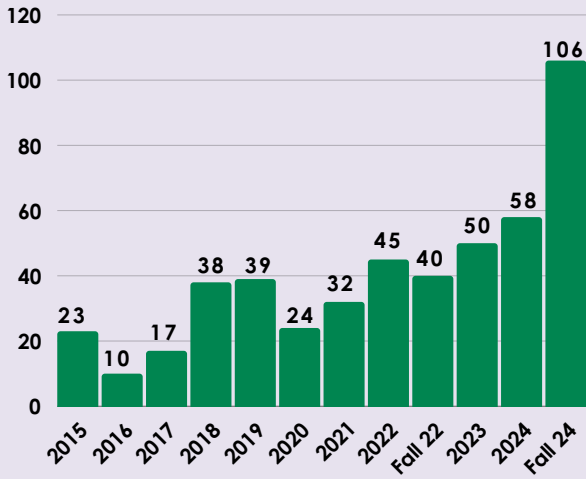
UNACCOMPANIED PARENTING YOUTH AGES 16-24



# Homelessness in Johnson County

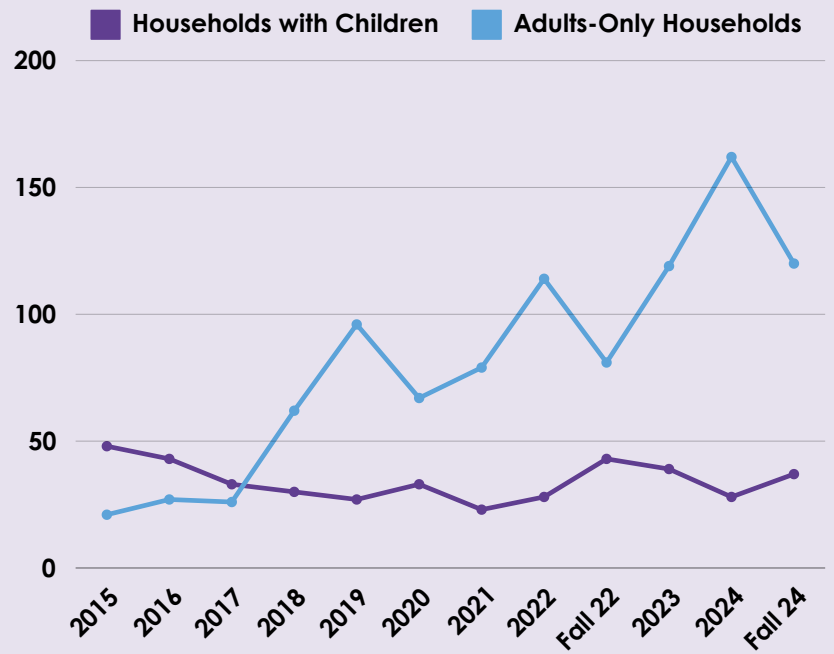
## Fall 2024 PIT Snapshot

### UNSHELTERED PERSONS

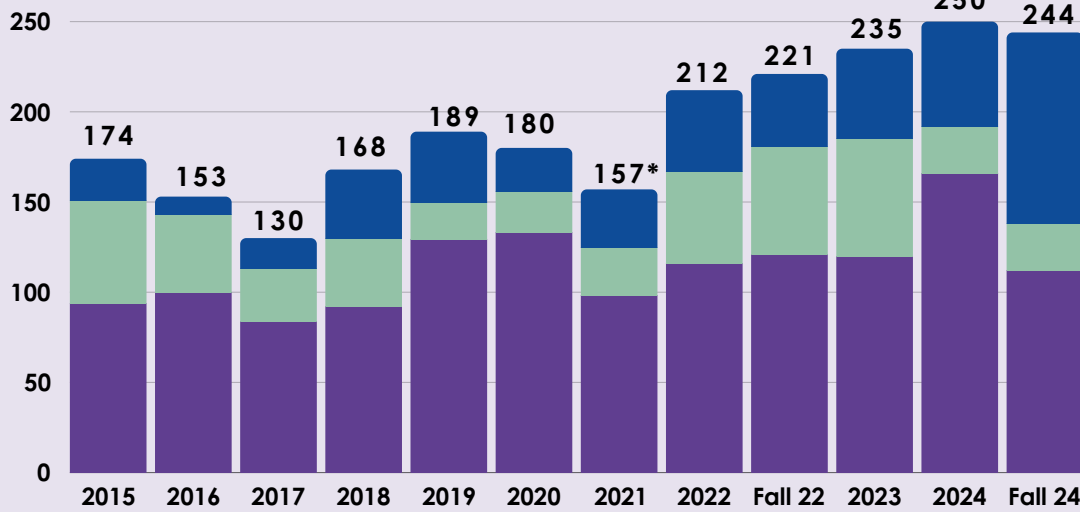


Number of people counted who were staying outdoors, in a vehicle, or other places not meant for habitation on the night of the PIT Count

### HOUSEHOLDS BY TYPE



### PIT COUNTS BY LOCATION



- Unsheltered:** outdoors, tents, vehicles, other places not meant for habitation
- Transitional Housing:** temporary housing for households experiencing homelessness
- Emergency Shelter:** emergency shelters and hotel/motel stays used as a homelessness intervention

\*Notes: The 2021 PIT count was likely lower due to safety protocols implemented during the COVID-19 pandemic. In Jan 2024, the CoC HMIS Committee recategorized one project from transitional housing to emergency shelter.

### TRENDS IN PIT DATA

- The total numbers of people counted in January 2024 and October 2024 were similar, 250 and 244
- From January 2024 to October 2024, the unsheltered count rose by 83%, from 58 people to 106 people
- The unsheltered count has increased an average of 22% each year over the last 10 years
- The number of families experiencing homelessness has remained flat over the last 10 years, while the number of adults-only households has increased an average of 32% each year

**These trends indicate the need for a shelter for adults experiencing homelessness in Johnson County.**