



Homelessness in Johnson County

2025 PIT Snapshot

PRELIMINARY RESULTS

ON JANUARY 22ND

253

people in Johnson County were experiencing homelessness

TRANSITIONAL



12.3%

UNSHELTERED



28.5%

SHELTER



59.3%

**percent of those counted on January 22nd

WHAT IS PIT?

Point in Time (PIT) count is a snapshot on a **single night** in the last ten days of January of everyone in the county who is experiencing homelessness.

EMPLOYMENT



34%

OF ADULTS WERE CURRENTLY EMPLOYED

INCOME



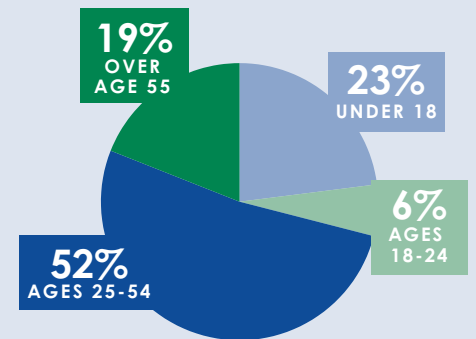
50%

OF ADULTS HAD INCOME (I.E. EMPLOYMENT AND/OR DISABILITY BENEFITS)

AVERAGE MONTHLY HOUSEHOLD INCOME

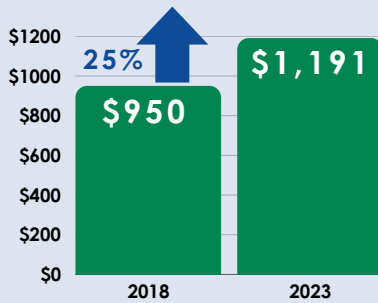
\$1,842

PIT COUNT BY AGE



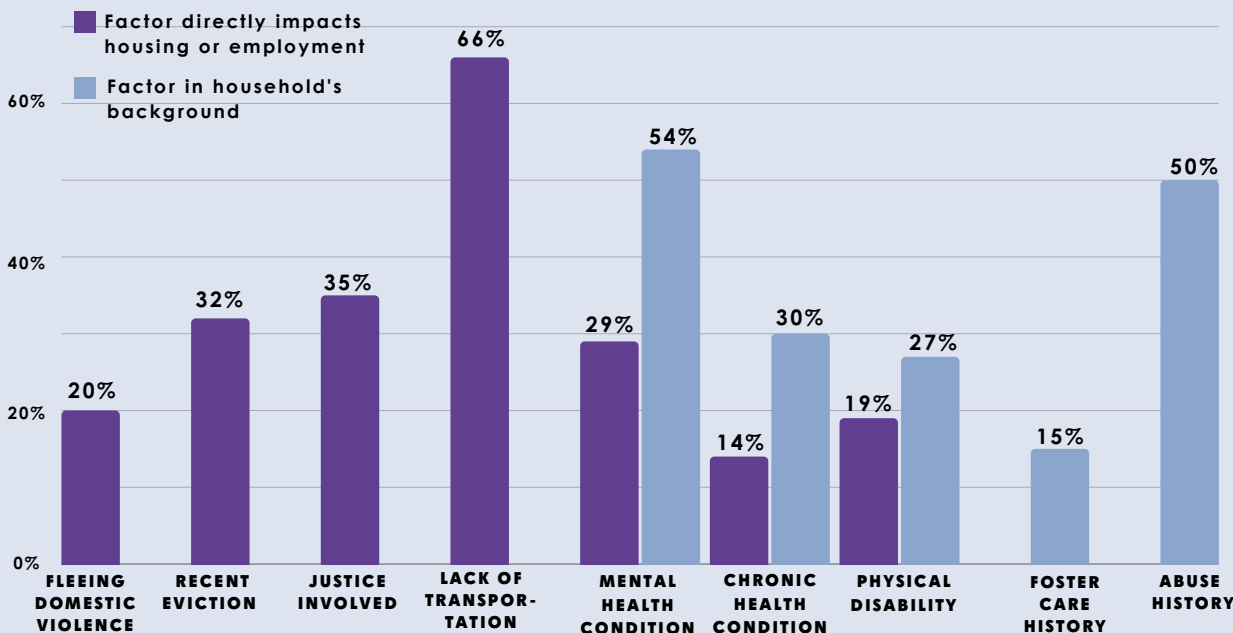
84%
OF HOUSEHOLDS COUNTED WERE ADULTS-ONLY

INCREASE IN MEDIAN RENT FOR A 1-BEDROOM IN JOHNSON COUNTY



Source: US Census, ACS 1-Year Estimates

HOUSEHOLDS FACE MANY CHALLENGES



46%

OF HOUSEHOLDS WERE EXPERIENCING THEIR FIRST INCIDENT OF HOMELESSNESS

9

VETERANS

13

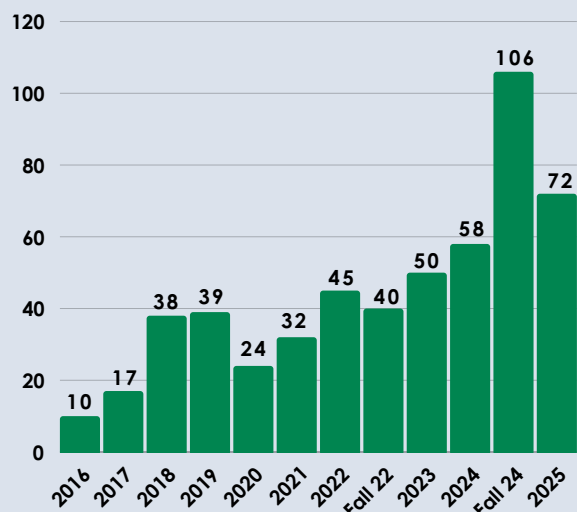
UNACCOMPANIED YOUTH AGES 16-24

5

UNACCOMPANIED PARENTING YOUTH AGES 16-24

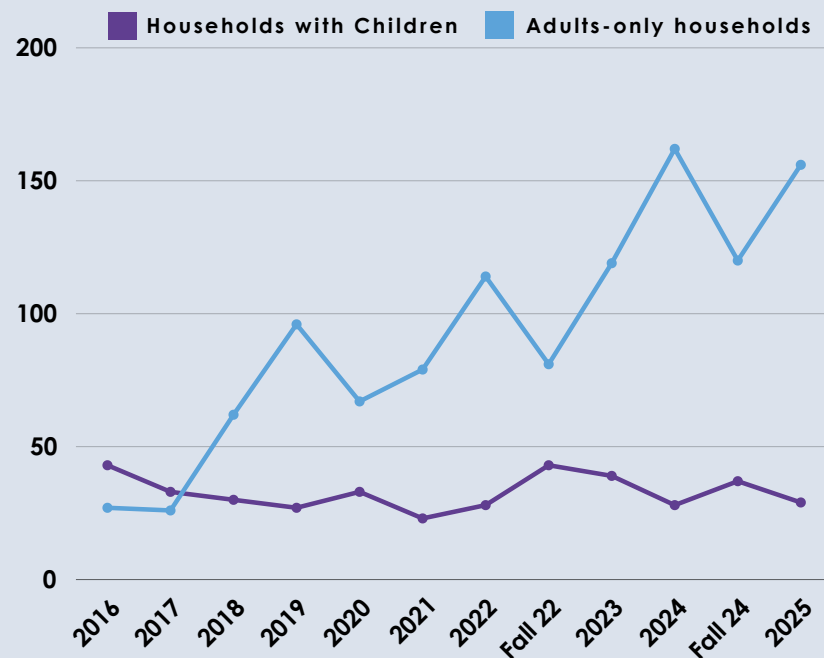
PRELIMINARY RESULTS

UNSHELTERED PERSONS



Number of people counted who were staying outdoors, in a vehicle, or other places not meant for habitation on the night of the PIT Count

HOUSEHOLDS BY TYPE



ADDITIONAL LONG-TERM DATA

Have you ever lived in a vehicle in Johnson County?

42%



of households said yes

Have you ever lived outside in Johnson County?

57%



of households said yes

Have you ever been forced to relocate from an outdoor sleeping location in Johnson County?

28%



of households said yes

Have you ever experienced violence while you were unhoused?

28%



of adults said yes



Homelessness in Johnson County

Understanding the Data

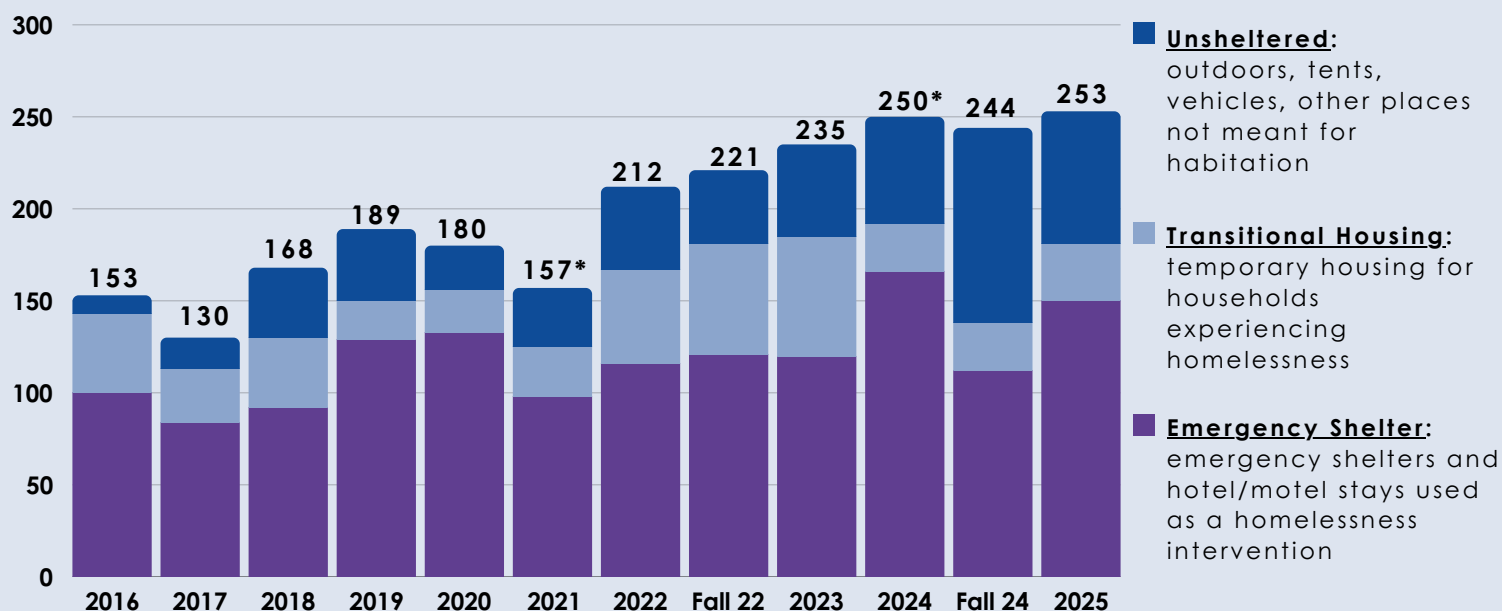
PRELIMINARY RESULTS

CONTINUUM OF CARE & THE PIT COUNT

Johnson County's Continuum of Care on Homelessness (CoC) is a collaboration of public and private service providers committed to quickly and effectively responding to housing crises to either prevent or end homelessness among Johnson County residents. The U.S. Department of Housing and Urban Development (HUD) requires that Continuums of Care conduct an annual Point in Time (PIT) count of households within their geographic region experiencing homelessness on one night in the last 10 days of January. The count is a snapshot on a single night that is used to monitor trends year to year and identify unmet needs among residents experiencing homelessness. These counts reflect only those reached and surveyed during the PIT. Actual numbers may be higher. In Fall 2022 and 2024, the CoC conducted a second count to measure how many people were sheltered and unsheltered in milder weather.

Who is counted: people staying in shelters, transitional housing programs (dedicated to homeless households, up to 24 months), or in unsheltered locations such as tents, vehicles, or other places not meant for habitation. HUD does not count households who are temporarily doubled up with friends or family.

PIT COUNTS BY LOCATION



*Notes: The 2021 PIT count was likely lower due to safety protocols implemented during the COVID-19 pandemic. In 2024, the CoC HMIS Committee recategorized one project from transitional housing to emergency shelter.

TRENDS IN PIT DATA

The number of people counted during the 2025 PIT count was 253, a 65% increase from January 2016. Other notable trends over the last 10 years include:

- The number of households with children has remained relatively flat in the county and the number of adults-only households has increased significantly. From 2016 to 2025, the number of adults-only households rose from 27 to 156, a 478% increase.
- The number of people who were unsheltered on the night of the count rose significantly over time, from 10 people in the 2016 count to 72 people in the 2025 count, a 620% increase.

These trends indicate the need for a shelter for adults experiencing homelessness in Johnson County.