

# JOHNSON COUNTY HUMAN SERVICE SAFETY NET

The Human Service Safety Net benefits everyone and is an important part of a healthy, thriving community. It helps ensure that individuals and families in Johnson County can contribute to society, regardless of their challenges or circumstances. These programs and services provide a pathway out of poverty and create opportunity for our community's most vulnerable residents.

## BASIC NEEDS



**4,170**

people in Johnson County were provided assistance through **LIEAP** (Low Income Energy Assistance Program)



**24%**

of Johnson County Students Were Eligible for **Free and Reduced Lunch** for the 2024/2025 School Year.



**12,338**

residents on average each month received Supplemental Nutritional Assistance Program (**SNAP**) benefits in 2024.



**8,363**

women, infants and children received food, nutrition education and health screenings through the **WIC Supplemental Food Program** in 2024.



**2,140**

households received assistance through Johnson County Housing Services and the Olathe Housing Authority, with an average of

**\$575,594**

paid each month to Johnson County landlords in 2024.

Sources: Johnson County Housing Services and Olathe Housing Authority; KS Dept. for Children and Families; KS Dept. of Education; JoCo Dept. of Health and Environment

## JOHNSON COUNTY CHILDREN

**107**

Early Head Start slots

**272**

Head Start slots

in Johnson County in 2023



**1,552**

Johnson County Children Under 6 Live Below the Federal **Poverty Level**

**434**


children, on average each month, were in foster care or some other out-of-home placement in 2024.



The parents of

**1,426**

Johnson County children received support through the **Child Care Subsidy Program** in 2024, making it possible for them to work or continue their education.



**1 in 20** Johnson County Children Lived Below the Federal **Poverty Level** in 2023

Sources: KAC; KS Dept. for Children and Families; U.S. Census American Community Survey 2023 1-yr estimates

## JOHNSON COUNTY INSURED

**5,605**

children were enrolled in the Children's Healthcare Insurance Program (**CHIP**).

**42,450**

residents were enrolled in **KanCare (Medicaid)**.

**94,034**

adults 65 years or older were enrolled in **Medicare** coverage.



### Uninsured Rate by Household Income in 2023

\$100,000 and Over	<b>3%</b>
\$75,000 to \$99,999	<b>5%</b>
\$50,000 to \$74,999	<b>8%</b>
\$25,000 to \$49,999	<b>10%</b>
Under \$25,000	<b>14%</b>

Sources: KAC; U.S. Census American Community Survey 2023 1-yr estimates

# WORK AND INCOME



**435** individuals on average received Temporary Assistance for Needy Families (**TANF**) each month in 2023

**\$429** is the maximum amount a **family of three** can receive per month in **TANF** assistance in Johnson County

**2.3%**  
2024  
Unemployment Rate



**20,520** low to moderate income tax filers, nearly **7%** of all tax filers in Johnson County, benefited from the **Earned Income Tax Credit (EITC)** in 2022.



Sources: U.S. Census American Community Survey 2023 1-year estimates; KS Dept. for Children and Families; KS Dept. of Labor

## 2024 JOHNSON COUNTY SERVICES

**1,930** adults  
**246** children

with developmental disabilities were served by providers within the Community Developmental Disability Organization (CDDO).



**8,396** individuals received behavioral health services at Johnson County Mental Health Center.

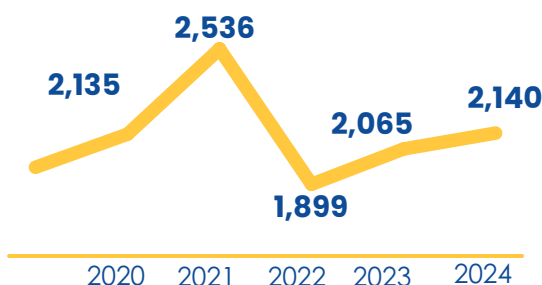
**9,197** households received supports from the **Area Agency on Aging:**

**223,400** Home Delivered Meals  
**25,339** Grab and Go Meals  
**125,937** meals through CHAMPSS  
**Nearly \$1,022,700** in rental and utility assistance to  
**1,869** households

Sources: Johnson County Developmental Supports, 2024; Johnson County Mental Health Center, 2023; Johnson County Area Agency on Aging, 2024

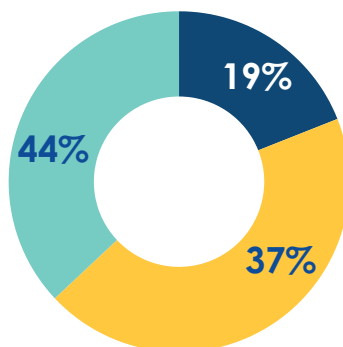
## JOHNSON COUNTY INSIGHTS

**Johnson County Households Receiving Housing Assistance 2019-2024**



Sources: Johnson County Housing Services and Olathe Housing Authority; U.S. Census ACS 2023 1-year estimates

**Johnson County SNAP Recipients by Family Type in 2023**



● Male-Headed  
● Married-Couple  
● Female-Headed

**Johnson County Residents Experiencing Poverty 2023**

